


# JDR Brazilian Elegance

*Striving To Keep You Wrapped In Stitches!*

*Cheryl "Sunshine" & Larry Schuler, Owners*



**3 Dimensional Brazilian Embroidery**  
Designs & Supplies for all your stitching needs.  
Retail & Wholesale and Discounts for teachers

Questions and Information: 1-701-874-2430 Fax: 1-701-874-2434

mail: [elegance@jdr-be.com](mailto:elegance@jdr-be.com) Orders: [sales@jdr-be.com](mailto:sales@jdr-be.com)

On line Catalog and Web Site <http://www.jdr-be.com>

Our Punchneedle site: <http://www.fun2stitch.com>





JDR100 Primrose & Camellia



JDR 104 Single Heart



JDR108 Charlene's Rose Oval



JDR 101 Daisy Wheel



JDR 105 Bird in Ring



JDR 109 Charlene's Rose Round



JDR 102 Flower Garden



JDR 106 Roses & Butterflies



JDR 110 Formal Garden



JDR 103 Double Heart



JDR 107 Song of Spring



JDR 111 Slender Elegance





JDR112 Rose Marie's Boot



JDR 117 Dresden Plate



JDR 121 Fall Splendor



JDR 113 Picked On Sunday



JDR 118 Mason-Ball Jar



JDR122 Fuchsia & Hummer




JDR 114 Garden Sunshine



JDR 119 Oriental Mum



JDR 123 Dalmatian Pup



JDR 116 Wedding Heart



JDR 120 Triangle



JDR 124 Water Lily





JDR 125 Rosalie's Pansies



JDR 129 Ruth's Bouquet



JDR 133 Critters



JDR 126 Potpourri Pour Ria



JDR 130 Fan of Elegance



JDR 134 Square Dance



JDR 127 Humming Bird



JDR 131  
Long  
Stemmed  
Roses



JDR 135 Spring Dreams



JDR 128 Zella's Daffodils



JDR 132 Cari's Summer Garden



JDR 136 Martha The Clown





JDR 137 Ruth's Doily



JDR 141 Hanging Garden

JDR 145  
Jungle  
Vine



JDR 138  
Dragon &  
Butterflies



JDR 142 Butterfly In Bloom



JDR 147 Maya



JDR 139  
Flower  
Fairies



JDR 143 Diamond & Lace



JDR 148 3 Christmas Donuts



JDR 140 Cinderella's Coach



JDR 144 Lotus

Prices are subject to change without notice. See our website for thread packet and kit pricing on these designs.





JDR 146 Welcome 26 page booklet Also see JDR 390 Vertical Welcome



JDR 154 Snowflake Fantasy



JDR 149 Beginners' Delight



JDR 152 Spring Mini-Quilt



JDR155 Birth Announcement



JDR 150 Bowl of Flowers



JDR 153 Bridal Bouquet



JDR156 Wedding Announcement



JDR 151 Summer Mini-Quilt



JDR 154 Snowflake Fantasy



JDR 157 Sweetheart Bouquet





JDR 158 Spring Sachet



JDR 166 Flower Dancer




JDR 171 The Bridesmaid's Hat




JDR 159 Floral Matte



JDR 169  
Jordan's Pink Garden



JDR 172 Thatched Cottage



JDR 160 Table Runner



JDR 170 Persia



JDR 173 5 Golden Rings



JDR 161 Place Mat  
JDR 162 Napkin  
JDR 163 Placemat Set of 4  
JDR 164 Napkin Set of 4



JDR 165 Brady The Clown Print only



JDR 176 Marquerite





JDR 177 Imperial



JDR 180 My Heart Is Full



JDR 185 Daisie & Fern



JDR 178 Stargazer Lily



JDR 181 Old Stone Bridge



JDR 186 Poppie & Friends



JDR 179  
Chelsea's  
Fancy  
Daisy



JDR 182 Roseberry



JDR 187 Prim-Rose



JDR 183 Ivy



JDR 184 Mini Cyclamen



JDR 188 Holly and Berries





JDR 189 Virginia Creeper



JDR 193 Peaches & Cream Table Runner  
The design on the two ends of the fabric  
JDR 194 Peaches & Cream Table Topper  
The design on one end.



JDR 300 Hollyhocks



JDR 190 The Last Aster



JDR 195 Angel Table Runner Design on Both Ends  
JDR 196 Angel End Table Topper Design on just one end



JDR 301 Touch of Orient



JDR 190 Flower Shop Wreath



JDR 302 Birth Wedding, Graduation Plaque



JDR 198 Apple Blossom Time



JDR 303 Spring Meadow



JDR 192 The Flower Shop Book with Print "52" Flowers



JDR 201 Adapted Beginning Pillow

JDR 201 is a practice piece that goes with the book "JDR Brazilian Embroidery" or the book "In The Beginning"





JDR 304 Flower Ring



JDR 308 JDR Advanced Pillow



JDR 314 Jacqueline's Rose



JDR 305 JDR Beginning Pillow



JDR 310 Cyclamen



JDR 315 Betty's Bouquet



JDR 306 Iris



JDR 311 Helena's Ring



JDR 316 Rolled Roses



JDR 307 Chrysanthemum



JDR 312 Rose Diamond



JDR 317 Lazy Daisy





JDR 318 Maria's Rose



JDR 322 April Flower



JDR326 Impatience & Baby's Breath



JDR 319 Grapes



JDR 323 Bossa Nova Rose



JDR 327 Snow Flower

Kit #10



JDR320 Cross-Needle Hydrangea



JDR 324 Cast-on & Creeping Flower



JDR 328 Coming Up Daisies



JDR 321 Gerone Daisy

JDR Brazilian Elegance  
<http://www.jdr-be.com>  
701-874-2430



JDR 325 Japanese Violets



JDR 329 Raining Violets





JDR 330 Victorian Rose



JDR 334 Double Ring



JDR 338 Peach Blossom



JDR 331 Tulip



JDR 335 Spring Wreath



JDR 339 Cast-On Flower



JDR 332 Fancy Bullion Daisy



JDR 336 Pansy



JDR 340 Carnation



JDR 333 Kaleidoscope



JDR 337 Creeping Flower



JDR 341 Breath of Spring





JDR 342 Old Fashioned Bouquet



JDR 347 Springs Fling



JDR 351 Paisley Design



JDR 343 Roses For Love



JDR 348 Columbine



JDR 352 Daisy Dreams



JDR 344 Autumn's Nostalgia



JDR 349 Roses For Mia



JDR 353 Lattice Garden



JDR 345 Lady Lockets



JDR 350 Julia's Fantasy



JDR 354 Flowery Fountain





JDR 355 Fern Dell



JDR 359 Victorian Heart



JDR 363 Stocking



JDR 356 Daughter's Delight



JDR 360 Free Hanging Lily



JDR 364 Snowman



JDR 365 Shirley's Choice



JDR 357 Butterfly



JDR 361 Flower Panel



JDR 366 French Teapot



JDR 358 Cloisonné

JDR 362 Angel



JDR 367 English Teapot





JDR 368 Chinese Lantern



JDR 370 Twinkle Toes, The Flower Fairy



JDR 375 Purple Passion



JDR 369 Beginners' Patchwork



JDR 371 Bell The Flower Fairy



JDR 376 Misty Meadow



JDR 373 Reece's Whimsy



JDR 377 Lasting Memories



JDR 374 June's Ring Pillow



JDR 372 Ringlets, The Flower Fairy



JDR378 Beginner's Grandmother's Flower Garden





**JDR 390**  
**Welcome Vertical**  
 26 Total Pages.

3 whole punched for putting in your stitching notebook. **The directions and graphics have been improved! Huge close-up pictures of each letter of the finished design. Directions written in a "Learning Format"** Also available in the horizontal layout, JDR 146.



**JDR 393 Fall Fever**



**JDR 397 Words of Wisdom** The Flowers are pretty framed without the side-line wording!



**JDR 394 Flower Power**



**JDR398 Flower for My Grandma**



**JDR 391 Katie's Possies**



**JDR 395 Pink Frufu**



**JDR 500 Ellen's Baskets**



**JDR 392 Woodland Violets**



**JDR 396 All In The Family**



**JDR 501 Ellen's Beginning Pillow**





JDR 6000 Ruth's Star



JDR6003 Coffee Hour



JDR6007 Gardening



JDR6001 Pretty Lady #1



JDR6004 Tea Time



JDR 6008 Mama Cat In The Field



JDR6005 Lily Sue /Girl with Basket



JDR6009 Horse Sense



JDR6002 Pretty Lady #2, With The Hat



JDR 6006 Butterflies and Chrysanthemums



JDR6013 Hearts & Bouquets





JDR6014 Cross of Hope



JDR6018 Sophisticated Lady




JDR6023 Bird Bath



JDR6015 Fairy Boat



JDR6019 Carousel Horse



JDR6024 Hope Chest



JDR6016 Rooster In The Barnyard



JDR6021 Runaway Rocking Horse



JDR6025 Courtship



JDR6017 Lance's Friendly Dragon



JDR6022 Dinosaur & Butterfly



JDR6026 Ballerina - Tina





JDR6027 Ballerina – Lisa



JDR6031 Teddy Bear



JDR 6044 The Changing Seasons



JDR6028 Frilly Fan



JDR6032 Miss Pensive



JDR6058 Pollination In Progress



JDR6029 Autumn Antics



JDR6039 Hello Yello Daffodils



JDR 6057 Round & Round They Go



JDR 6038 Cross of Roses



JDR6040 Spring Garden

Several of the designs on this page and on the following JDR pages are new. Most are printed with color directions. All JDR Designs are screen printed on cream or white fabric.





JDR 6061 Caterpillar Watcher



JDR6075 Winas of Life

JDR6082 Garden Travelers



JDR 6062 Butterfly Watcher




JDR6078 Butterflies In Flight



JDR6087 Spring Time Frolic



JDR 6064 Whispering Bells



JDR6084 Vineyard Visitors



JDR6088 Loves of My Heart






JDR6083 Mirrored Images



JDR6096 Tea Party



JDR6092 Butterfly Kisses



JDR 6212 Cotton Candy Wishes



JDR 6211 Dazzling Double Image



JDR6089 Wheelbarrow Full of Beauty



JDR 6300 LOVE



JDR 6214 Miss Monica





JDR 6219 He Lives (available in black)



JDR 6220 Best Buddies



JDR 6032 Miss Pensive



JDR 6207 Aroma of Roses



JDR 6600 Sunshine's Valentine  
Print with 12 pages directions





JDR 6080 Debutante-Introduction To Society



JDR 6217 Lucy Bell



JDR 6209 Step In Time

The Victorian Ladies  
There are three more coming.



We will be announcing our schedule for retreats. All of the dates of retreats will be “on-site”. No hotels necessary. Lots of fun, chocolate, stitching and goodies to take home. Eat, sleep, play and shop all in one building. Send us an e-mail to let us know you are interested. [elegance@jdr-be.com](mailto:elegance@jdr-be.com)





Rita's Heart

© JDR 6100

Hearts And Flowers Series

Design area shown  
Apx. 5.5"  
Registration Marks at 8"

Fabric cut at 12"




© JDR 6107 Daisy & Roses



© JDR 6101 Heart Sampler

JDR Brazilian Elegance Photo Gallery (c)



Beginner's Heart  
Vine of Flowers

© JDR 6104



© JDR 6108 Tammies' Heart



Heart 4 Roses

© JDR 6102



Beginner's Heart Sampler

© JDR 6105



JDR6109 Ann's Sweetheart Bells Heart



Whoops!

© JDR 6103




Beginner's Heart with Bouquet of Flowers

© JDR 6106



JDR6110 Heart Full of Lilacs & Ferns





© JDR 6111 Heart of Violets



© JDR6115 Beverly's



JDR6119 Heart of Japanese Violets & Ferns



JDR6112 Whitney's Heart



© JDR6116 Heart for Carol



JDR 6120 Heart of Ferns & Wild Strawberries



JDR6113 Leona's Heart



JDR6117 Dexie's Heart of Roses & Bluebells



JDR6121 Heart with Hollyhocks & Butterflies



© JDR 6114 Helen's Pretty Heart of Thistles



JDR 6118 Judy's Columbine Heart

**Hearts And Flowers Series**  
 Design area shown = Apx. 5.5"  
 Registration Marks at 8"  
 Fabric cut at 12"  
 See our web site for more information.

<http://www.jdr-be.com>

Prices are subject to change without notice.





**JDR 6122 Sunshine  
Wheat & Dakota Rose**




**©JDR6123 Sweet Peas &  
Wild Meadow Daisy**



**JDR6124 Coneflowers  
in a Heart**



**JDR6125 Joan's Heart**



**JDR6126 Carol's  
Sunrise & Dew Drops**



**JDR6127 Jackie's'  
Bow Flower**



**JDR6128 Anita's Wild  
Wood Orchids**




**JDR6129 Brittany's  
Delphinium**

**Hearts And Flowers Series**  
Design area shown =  
Apx. 5.5" Registration  
Marks at 8" Fabric cut at 12"  
See our web site for more  
information  
<http://www.jdr-be.com>



**JDR6135 Linda's Gardenia**



**JDR6136  
Dance of the Flowers**

Sunshine is now traveling to teach this great art. See our website for a list of available classes. Contact us if you are interested in having Sunshine come and teach at your group or shop. [elegance@jdr-be.com](mailto:elegance@jdr-be.com)





Kit 1 Cross-Needle Hydrangea



Kit 7 Bossa Nova Rose



Kit 2 Creeping Flower



Kit 8 Cast-On Flower



Kit 3 Gerone Daisy



Kit 9 Japanese Violet



Kit 4 Lazy Daisy



Kit 10 Snow Flower



Kit 5 Rolled Rose



Kit 11 April Flower



Kit 6 Peach Blossom



Kit 12 Carnation

**BK-J101 JDR Brazilian Embroidery Book 1,**  
by Ria Ferrell

This book has the 12 flowers that all beginning Brazilian Stitcher's should learn first. Kits to match the stitches taught in this book are available that include the print, ecru or white, threads, needles, and teaching directions. Also there is available "Prints with Directions" in white and ecru of the 12 designs in this book. A great teaching tool and a great quick reference guide. These 12 would be great made as a quilt! (The color "In the Beginning" book is interchangeable with this book)



**LEAVES**

*A collection of Leaf Directions from Patterns*  
By  
JDR Brazilian Elegance  
*Striving To Keep You Wrapped In Stitches!*  
Cheryl "Sunshine" Schuler  
320 East 2nd Street  
PO Box 37  
Hunter, ND 58048-0037  
701-874-2430  
Fax: 701-874-2434  
E-mail: elegance@jdr-be.com  
Web Site: www.jdr-be.com

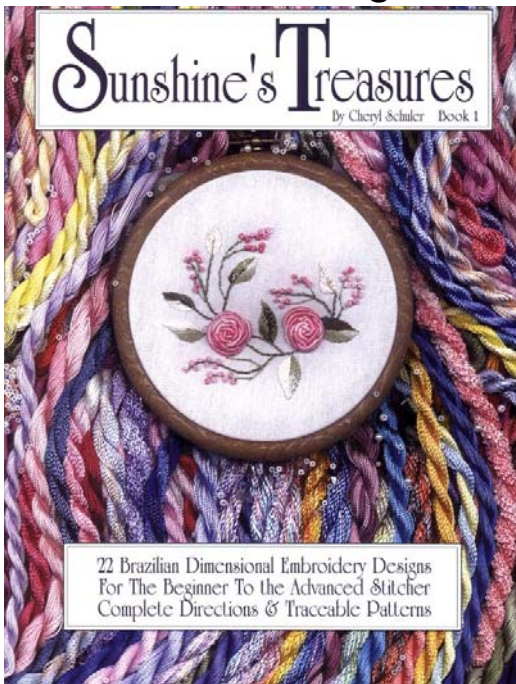
*Two Designs on Fabric Included*  
JDR 183 Ivy  
&  
JDR 189 Virginia Creeper



**BK-L500 Leaves** by JDR-BE Pages of leaves and helpful hints. Large graphics. Includes 2 designs on fabric for you to practice.

**Brazilian Embroidery Beginners Teaching Kits.** These Learning Kits come with complete instructions, Threads, Needles, color picture and design screen –printed on cream or white fabric.






BKS-133  
**Sunshine's Treasures,  
 Book 1**  
 2<sup>nd</sup> Edition

By Cheryl "Sunshine" Schuler  
 JDR-BE proudly presents its newest book! This book has directions for the 22 Sunshine's Treasures Designs. But it starts with opening a skein to stitching double cast-on stitch drizzles over multiple needles! Large diagrams and easy to follow directions - AND 22 traceable designs for you to stitch into a quilt, small pictures, satin box tops or onto your clothing.

**Now with spiral binding and color pictures.**



**Sunshine's Treasure's Designs ST's**

These are complete kits that include the directions, fabric, needles, threads, beads & baubles, Flexi-hoop and the backing. The Treasures are great for quick gifts. There are 22 available now. More will be posted to the web site, as they are ready. These are also available as "Quilt Blocks" (ST QB) without the threads & flexi-hoop. The beads & baubles are still included. The stitching line is at 5". These are available because so many stitchers would prefer to choose their own colors. When you order the "Quilt block" make sure you put the QB behind the number.



ST 1 "Creepy" The Creeping Flower



ST 3 "Daisy" The Lazy Daisy



ST 5 "Rosie" The Rolled Rose



ST 2 "Chris" The Cross Needle Hydrangea



ST 4 "Gerry" The Gerone Daisy



ST 6 "Peachy" The Peach Blossom





ST 7 "Bessie" The Bossa Nova Rose



ST 12 "Mini Camellia"



ST 17 "Dazzler "



ST 8 "Cleo" The Cast-On Flower



ST 13 "Forget-Me-Knots "



ST 18 "Old French



ST 9 "Vi" The Japanese Violet Kit



ST 14 "Strawberry & Thistle



ST 19 "Double Columbine"



ST 10 "Possies "



ST 15 "Ruth's Camellia "



ST 20 "Orchid"



ST 11 "The Birdhouse"



ST 16 "Colorado Columbine"



ST 21 "Daffodil"





ST 22 "Wild Rose"

**Sampler Blocks**

Combine the squares to make a fabulous quilt sampler. You can frame them, make small pillows or a wonderful wall quilt.

These can also be mixed with the JDR Learning Blocks, the Sunshine's Treasures Blocks or the "Hearts & Flowers" designs for more blocks for your quilt. There are also several other designs that are printed on a 10" x 10" fabric to combine to make a spectacular quilt!

**Sampler Block Size:**

7" x 7" (Registration Marks)  
Fabric Size: 10" x 10"



JDR 6503 Sampler 3



JDR 6508 Sampler 8



JDR 6504 Sampler 4



JDR 6509 Sampler 9



JDR 6505 Sampler 5



JDR 6510 Sampler 10



JDR 6501 Sampler 1



JDR 6506 Sampler 6



JDR 6511 Sampler 11



JDR 6502 Sampler 2



JDR 6507 Sampler 7



JDR 6512 Sampler 12  
Sunshine's Special  
Columbine



**JDR is now the Distributor of Candle In the Cellar designs!**  
Traceable Pattern, fabric, beads, instructions



EK 5700 Nature's Gifts



EK 5701 Grapes & Sunflower Wreath



EK 5702 Grapes & Wheat



EK5703 Sunflower & Lupines



EK5704 Mums & Roses



EK5706 Chickadee in the Pines



EK5707 Marigolds & Berries



EK5705 Sea Horse & Reef



EK5708 Winter Cardinal Brazilian traceable design, fabric, beads, instructions

Prices are subject to change without notice. If a price has changed more than \$1 we will contact you.

These designs by Elaine Keller are all traceable designs. But fabric is included in each of the pattern packs. The beads and baubles and complete directions are also included.



JDR Brazilian Elegance is the official Distributor for Blackberry Lane in the US.

All Designs are packaged with the pattern screen-printed on Australian Trigger cloth, full instructions and color photograph.

Full skein thread bundles for each design are also available. The cloth is cream colored unless otherwise specified.



BL 101 BULLION DAISY



BL 107 PISTIL DAISY



BL 111 WEDDING BOUQUET



BL 102 BUDS OF MAY



BL 108 SUE'S BOUQUET



BL 112 COUNTRY CHARM



BL 103 IVO'S BOUQUET



BL 109 TOUCH OF CLASS



BL 113 WINTER WARMTH



BL 106 The Daisies



BL 110 ROSES FOR TESS



BL 114 AUTUMN SPLENDOUR





BL 115 CUP DAY



BL 122 HEARTS & ROSES



BL 126 SCISSORS HOLDER



BL 119 THYME PEACE



BL 123 LAVENDER LOVE



BL 127 IRISES



BL 120 WEDDING RING



BL 124 WOODLAND WONDER



BL 128 CAMELLIA CUSHION



BL 121 CIRCLE OF LOVE



BL 125 THISTLE DOWN



BL 130 PANSY BASKET Most designs in this catalog have a full skein thread packet offered.





BL131 PANSY SCISSORS HOLDER



BL 135 SPRING CUSHION



BL 139 BRAZILIAN JEWELS



BL 132 IRIS ARRANGEMENT



BL 136 SUMMER ROSES



BL141 Arm Chair Caddy



BL 137 MARLO SWAG



BL 140 SUMMER GARDEN



BL 133 Pretty As A Picture



BL 138 SUNSHINE DAISIES



BL 142 Rose Chatelaine



BL 134 JULIES' CIRCLE

The Blackberry Lane designs come in cream. The designs pictured in Black come with black fabric.





BL 143 Bell Pull



BL148 Purple Daisy  
BL149 Pink Roses  
BL150 Golden Heart



BL154 Garden Party




BL144 Summer Spray



BL151 Lavender & Lace



BL155 Diana's Rose



BL146 Wild



BL152 Shades of Autumn



BL156 Cottage Garden  
BL157 Dogwood & Daisies



BL147 Hand Dyed Flower Heart



BL153 Pink Camellias







BL201 Christmas Poinsettia



BL350 Seafoam Green stool



BLT103  
Beginners'  
Sampler  
Block 3



BL202 Christmas Wreath



SAMPLER BLOCK T101



BLT105 Beginner's Sampler



BL 301 Australian Blossoms



BLT102 SAMPLR BLOCK 2



BLT104 Five Flower Sampler



BL 302 Australian Fair



BLT103 Beginners' Sampler Block 3



BLT105 Beginner's Sampler



BLT104 Five Flower Sampler





**EDP1019 Wedding Wreath**  
Available in a Kit



**EDP1033 Spring Basket**  
Available in a Kit



**EDP1037 African Daisy Wreath**



**EDP1020 Carol's Heart**  
Available in a Kit



**EDP1034 Daisy Basket**  
Available in a Kit



**EDP1038 Utopia Wreath**  
Available in a Kit



**EDP1031 Spring Wreath**  
Available in a Kit



**EDP1035 Centerpiece**  
Available in a Kit



**EDP1039 Summer Wreath**



**EDP1032 Country Basket \$7.59**  
Available in a Kit



**EDP1036 Small Sampler**  
Available in a Kit



**EDP1041 Iris Heart**  
Available in a Kit

Prices are subject to change without notice. If a price has changed more than \$1 we will contact you





**EDP1042 Ariel's Heart**  
Available in a Kit



**EDP1224 Summer Roses**  
Available in a Kit



**EDP1228 Cast-on Daisy**  
Available in a Kit

1221 - 1228 Each design is printed on a 7"x7" fabric and are excellent for beginning stitchers. All patterns in this series are available as both Kits and Prints.



**EDP1221 Jasmine**  
Available in a Kit



**EDP1225 Fancy Daisies**  
Available in a Kit



**EDP1401 California Rosebud**  
Available in a Kit



**EDP1222 Peach Blossom**  
Available in a Kit



**EDP1226 Bullion**  
Available in a Kit



**ED1421 Geraniums**  
Available in a Kit



**EDP1223 Three Jasmines**  
Available in a Kit



**EDP1227 Rolled Roses**  
Available in a Kit



**Irises In Pottery ED1422**  
Available in a Kit

Prices are subject to change without notice. If a price has changed more than \$1 we will contact you







Irises ED 1423 Available in a Kit



ED1601 Primavera Book With Print. Available in a Kit



BK-P112 Primavera Book



EDP1603 Apples to Zinnias




EDP1514 Country Heart



EDP1604 Meadow Medley



EDP1515 Circle of Flowers Available in a Kit




BK-V109 Verana Book only  
EDP1602 Print with Book Available in a Kit




EDP1516 Creeping Ring



ED1606 English Roses & Hummingbird 12 x 14 Available in a Kit



ED1040 Iris Patch 12 x 12 Available in a Kit



EDP1517 Maria's Rose





**EDP1605 Fuchsias & Butterfly**  
Available in a Kit



**EDP1814 Spring Bouquet**  
Available in a Kit



**EDP1819 Spring Sampler**  
Available in a Kit



**EDP1816 Nine Flower Octagon**



**EDP1820 Daisy Sampler**



**EDP1607 Hanging Bouquet**



**EDP1817 Summer Sampler**



**ED 1821 9 Flower Sampler #1**  
Available in a Kit



**EDP 1818 Carmen's Wreath**



**EDP1822 9 Flower Sampler 2**  
Available in a Kit



The Christmas petites, ED 2051-2054 Print & Kits are all printed on 7X7 inch fabric. They are all available as a kit



**EDP2051 Christmas Poinsettia**  
Available in a Kit



**EDP2052 Christmas Candles**  
Available in a Kit



**EDP2053 Christmas Acorns**  
Available in a Kit



**EDP2054 Christmas Pine Cone**  
Available in a Kit



**EDP3655 Poinsettia Wreath**



**EDP3656 Christmas Wreath with Bells**



**EDP3657 Christmas Balls**



**EDP3658 Christmas Tree**  
Available in a Kit



**EDP5101 Creeping Flowers**  
Available in a Kit




**EDP5102 Gerone Daisy Bouquet**  
Available in a Kit



**EDP5103 Rolled Rose Bouquet**  
Available in a Kit

Prices are subject to change without notice. If a price has changed more than \$1 we will contact you





**EDP5104 Knotted Lazy Daisy Bouquet Available in a Kit**



**EDP5107 Knotted Lazy Daisies Available in a Kit**



**KB04 Blueberries and Ladybug Available in a Kit**



**KB 01 Holly & Berries Available in a Kit**



**KB 05 Lady's Slipper Available in a Kit**



**EDP5105 Boucle Rose Bouquet Available in a Kit**



**KB02 Golden Spider, Available in a Kit**



**KB 06 "Iris" Available in a Kit**



**EDP5106 Gerone Daisies Available in a Kit**



**KB 03 Butterfly and Flowers Available in a Kit**



**KB 71 Print Floral Wreath Available in a Kit**





**KB 72 Print Pine Wreath**  
Available in a Kit



**KB 73 Print Pine Ornament**  
Available in a Kit



**KB 74 Spray of Flowers**  
Available in a Kit



**KB75 Print Oval Design**  
Available in a Kit



**GR1700 1-2-3 Snappy Turtles**



**GR1701 Merry The Christmas Angel**



**GR1726 Anthurium**



**GR1727 Maypop**



**TLC 4700 The Pond** Booklet, Fabric print, Krenick & Gemstones Included.



Beginner  
**TLC 4706 Be-Tattled with Fuchsia's**

Make sure you look at the "Designs with TLC" book by Tina



**TLC 4703 Rosie's Heart**



**TLC 4704 Spring Fantasy**  
An intermediate piece that includes one of Tina's button flower designs




**TLC4707 Beginner Faux CQ Sampler**



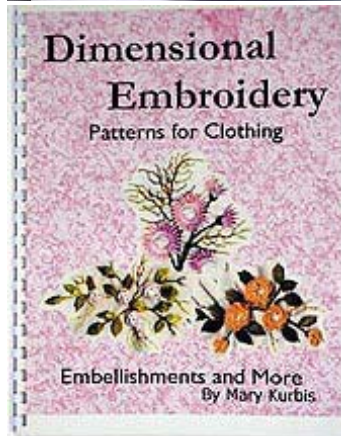
**TLC 4701 Circle Delight**



♥N900	JDR-BE 101 Beginner Needle Assortment	\$3.29
♥1 SB4	Susan Bates 4"hoop	\$2.60
♥1 TO	16 Slot Thread organizer	\$3.79
♥1 TO102	Puller for thread organizer	\$ .25
♥Print only JDR 149	Cream fabric print for practice (This is the design that is on the front cover of the book)	\$6.29
♥MP105	Marvey water soluble pen	\$2.69
♥Beginner TP	Beginning <u>Sampling</u> of threads	\$12.00
♥BK-1101	"In The Beginning" Booklet with all the beginning flowers and stitches.	\$11.99
Total Value for the Beginner Starter Package		\$42.30
<b>Beginners Sampler Package: Your Sale Cost \$32.00</b>		



**Designs With TLC by Tina Csikany.** The beautiful Art of Brazilian Embroidery Stitch Instructions, over 65 Flower Designs and Patterns. Color photos of every flower design. 124 Spiral Bound 4.25" x 7" pages



**BK-D107 Dimensional Embroidery Patterns for Clothing** by Mary Kurbis. 36 traceable patterns to choose from for collars for dresses and shirts, children's clothing, announcements, Christmas and more  
32 pages


**BK-N104 North American Flowers in 3-D** by Mary Kurbis. Simple instructions and diagrams teach you to make all kinds of raised, dimensional embroidery. roses, iris, orchids, stems, leaves, pods, sepals, calyces, buds, bulbs and roots, it's all here. **BK-N104**

**BK-D103 Designing with Flowers Basic & Beyond** by Mary Kurbis. 52 pages of Basic and more instructions for left and right stitchers.

**Designing with Flowers**

**Basics and Beyond In Dimensional Embroidery Left and Right Handed Instructions** by Mary Kurbis

Fifteen years of educational projects from the pages of The B.E. Wrap-UP: 93 designs by 31 designers. 138 pages; traceable patterns, coil bound




**BK-L110 Left-Hand Stitching Guide for Brazilian Embroidery** by Mary Kurbis






**BK-A114 Apples to Zinnias** by Maria Freitas  
 Over 50 illustrated pages of instructions for stitches, leaves and flowers. Comes with full size tracing pattern for #1603 Apples to Zinnias sampler print of 18" x 27" with 26 designs in 1 project 50 pages BK-A114




**BK-P122-112 Primavera Book Only** by Maria A. Freitas. Enthusiasts of all levels as well as beginners will enjoy all the new flora and fauna of this piece. This 32 page booklet covers instructions for 18 stitches, 13 plants and 10 critters all illustrated and photographed in color throughout. A full size pattern suitable for tracing is included as well as expert advice on washing, stitching and framing your embroidery. 32 pages

**Verana book By Maria A. Freitas.**




**Verana** by Maria A. Freitas gives details on stitching the cover pattern. Includes instructions for all required stitches, instructions for 12 flowers, 8 buds, field flowers, leaves and the face. Thoroughly illustrated. 48 pages BK-V108




**BK-A115 The Art of Dimensional Embroidery 4th edition** by Maria Freitas Detailed instructions for 29 essential stitches showing you how to create over 40 flowers, leaves etc plus how to use threads, which needles, what material. 48 illustrated pages. Excellent stitch diagrams. Includes two full-size tracing patterns to allow you to apply the skills learned. **BK-A115**





**BK-B144 Brazilian Dimensional Embroidery A Step-by-Step Guide** By Delma Moore. Delma's years of experience in perfecting the various techniques has culminated in this practical and inspirational book. It teaches the craft in easy steps, and includes several projects in progressive phases from the simple to the more advanced. It also includes a comprehensive illustrated stitch glossary. 63 pages




**BK-F103 Floss Flowers Book 2** by Virginia Chapman Ten simple flower designs in intermediate-advanced Brazilian embroidery, life-sized flower diagrams, twenty stitch instructions. This book is written in right-handed, "Z"-twist instructions, but with left-hand and "S"-twist differences noted. 10 Floral designs ready to trace with more stitching instructions! 28 pages




**BK-F102 Floss Flowers Book 1** By Virginia Chapman A Unique approach to Embroidery. Virginia's objectives are to teach you Brazilian-style embroidery whether you are right or left handed, to help you solve stitching problems, introduce you to new stitches, and give you the confidence to create and experiment. 78 pages

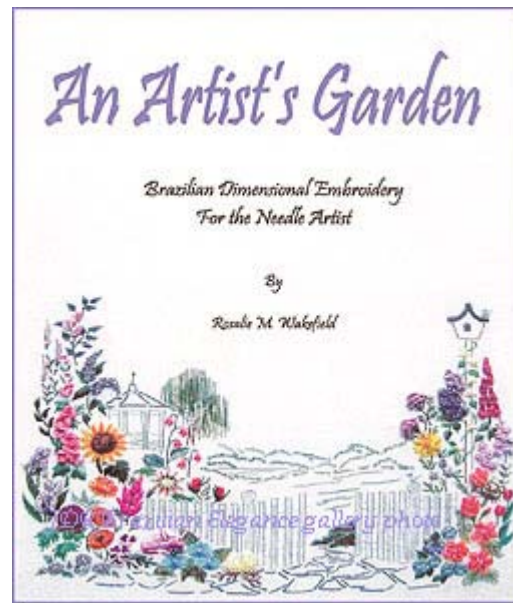
**BK-D113 Down The Garden Path** by Anna Grist 48 pages \$29.95



**VID101 Anna G. Brazilian Embroidery Video, 'Basic & Beyond'**  
2 hours 36 minutes  
Stitches covered: Bullion, Cast-on, Couching, Leaf, Buttonhole, Pistol Stitch, Detached Buttonhole, Lazy Daisy, Double Cast-on French Knot, Straight Stitch




**Brandie Mikla DVD Raised 3-Dimensional Embroidery DVD**  
Basic stitches and flowers are shown on this DVD of raised 3-dimensional embroidery. DVD includes 80+ page instruction book with printable flower symbols and pattern designs as well as additional reference material. **BDV 500**




**BK-A955 An Artist's Garden** Book by Rosalie Wakefield Detailed photos, traceable patterns and easy-to-follow instructions for small, intermediate-level designs will delight and entertain stitchers who enjoy working with lighter-weight floss. 106 pages






**BK-T101 Take a Stitch** by Rosalie Wakefield  
Take a Stitch includes more than 130 stitches with pictures, diagrams and easy-to-follow instructions. Four large projects (designs sold separately) demonstrate new, original and collected stitches. 120 pages



**BK-M105 My LadyFlowers Book By Rosalie Wakefield** This is a collection of more than 80 new Brazilian Dimensional Embroidery flowers and designs and flowers, and more than 100 stitch techniques for the intermediate to advanced stitcher. This is a workbook of designs, patterns and instructions. The book may be used alone or with any of the four new prints that have been developed to demonstrate these flowers and stitches.  
BK-M105 110 pages



**BK-T112 Tropical Flower Garden** by Rosalie Wakefield 102 page. soft cover. Front and back cover designs demonstrate more than 115 flowers and leaves and over 60 stitches, techniques and variations, several new.

Our price sheets are 40+ pages long without pictures. There are a lot of items that are those "must haves" that we have not included in this catalog. There is a downloadable on-line price sheets free of charge to our retail customers, teachers and to wholesale customers that includes everything we have available.


We have patterns and kits available by the following designers:

Mary Kurbis, Charlotte Walker, Debbie Kelley, Rosalie Wakefield, Brandie Mikla, Evelyn Bailey, Anna Grist, Peggy Perrigo, Dorothy Platt, Garnet Burr, Gloria Roch, Evelyn Wahl, Kathie Wheeler, Jinx Shearer, Jean Kaas, Peggy Crawford, Debra Goff, Ruth Griffith, Marsha Johnson, Virginia Chapman.

Rajmahal Art Silk 60 colors, DMC Variations Floss Packs, DMC Metallics, Kreinik Threads: Blending Filament, Cable, Very Fine #4 Braid, Fine #8 Braid, 1/16 Ribbon, 1/8" Ribbon, Ombre, Cord And Japan Threads. YLI Candlelight, Facets & Petite Facets, Jewel Madeira.

Call or see web site for colors and pricing. For pictures and more information see our on-line catalog at <http://www.jdr-be.com>






**Thorns & Roses by Debbie Kelley.**  
 Detailed Basic Stitch and Pattern  
 Instructions · Traceable Patterns For 17 Designs  
 · 80 Pages Plus Six Color Plates · Traceable pattern for the front cover "Rose Bouquet" · Individual traceable patterns for the nine sections and corner symbols in the "Southwest Sampler". Traceable patterns for Wild Roses and My Favorite Wild Rose **BK-T121**



**JDR 192 The Flower Shop (BK-J192) Booklet with print**  
 20" x 20" Advanced Brazilian Embroidery Design  
 52 different Brazilian Embroidery Flowers  
 30 page Booklet of flower and stitch directions.  
 The stitcher should have the basic knowledge of Brazilian Embroidery. This design was not meant to teach you all of the basics. But there is a good review with diagrams of all of the stitches used in the design.



**JDR 146 Welcome Brazilian Embroidery Design**  
 Beginner level. This design was meant as a teaching tool. All directions are included. The beginner to the expert stitcher will enjoy completing this design for their home. 26 Total Pages with graphics and directions. For this design Vertically order JDR 390 Includes fabric print on cream or white and directions. **JDR 146**



**BK-D101 Dimensional Embroidery Book 1/2/3 By Zeann Aguilar** 3 books in 1 volume.  
 The three volumes of Zeann's Dimensional Embroidery series are combined into this single book. This book is brimming with stitches, techniques, helpful tips, and nearly half of it is generously devoted to full size patterns suitable for tracing. 148 pages



**JDR 378 Beginners' Grandmother's Flower Garden by Sunshine** Apx. Fabric Cut Size: 20 x 20  
 26pages of directions presented in a teaching format. . Large diagrams and pictures to help. **JDR 378**





This book has the 12 flowers that all beginning Brazilian stitcher should learn first. Kits to match the stitches taught in this book, are available that include Embroidery Books the print, ecru or white, threads, needles, and teaching directions. Also there is available "Prints with Directions" in white and ecru of the 12 designs in this book. . A great teaching tool and a great quick reference guide. These 12 would be great made as a quilt! Print with Directions.



- JDR320 . Cross-Needle Hydrangea
- JDR323 Bossa Nova Rose
- JDR 337 Creeping Flower
- JDR339 Cast-on Flower
- JDR321 Gerone Daisy
- JDR325 Japanese Violets
- JDR317 Lazy Daisy
- JDR327 Snow Flower
- JDR316 Rolled Roses
- JDR322 April Flower
- JDR338 Peach Blossom
- JDR340 Carnation

**JDR Brazilian Embroidery Book 1  
by Ria Ferrell BK-J101**

**Leaves**

Brazilian Embroidery Leaf Instruction Booklet

Instructions for leaves using Brazilian Embroidery Thread.

Leaf types are abundant in all pictures and bouquets. This is your guide to add life to your design.


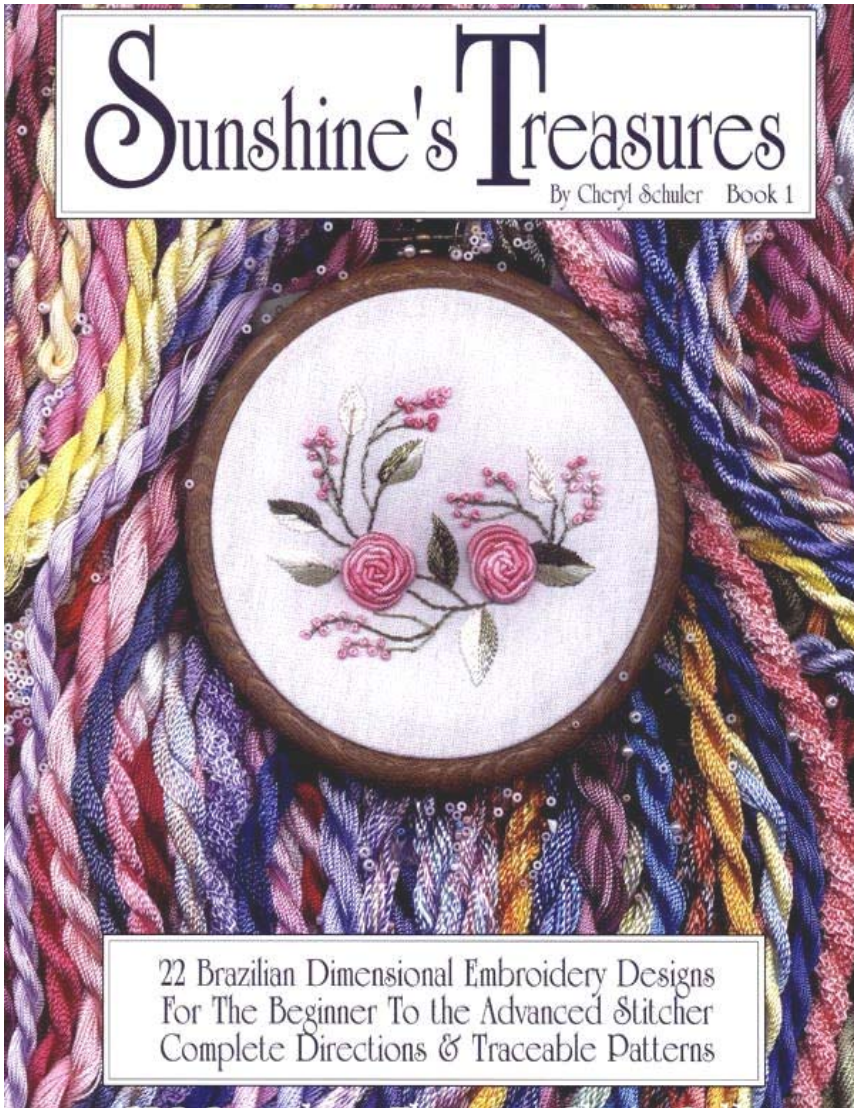
Try using boucle for a nubby look. Use variegated colors for a Coleus look. Use Frost for a stiffer look. Make leaves with bullions and cast-ons. There is no reason that all your leaves need to be satin stitched.

Includes two prints to stitch!

Brazilian Embroidery Leaf Instruction Booklet  
BK-L500

**LEAVES**  
*A collection of Leaf Directions*  
By JDR Brazilian Elegance  
*Striving To Keep You Wrapped In Stitches!*  
Cheryl "Sunshine" Schuler  
PO Box 37, Hunter, ND 58048-0037  
701-874-2430 Fax: 701-874-2434  
E-mail: [elegance@jdr-be.com](mailto:elegance@jdr-be.com)  
Web Site: [www.jdr-be.com](http://www.jdr-be.com)  
*Two Designs Included*  
JDR 183 Ivy  
JDR 189 Virginia Creeper





**Sunshine's Treasures, Book 1 By Cheryl "Sunshine" Schuler**

This book has directions for the beginner to the advanced stitcher.

You will learn from the basic (opening a skein) to stitching double cast-on stitch drizzles over multiple needles!

Large diagrams and easy to follow directions. Colored pictures.

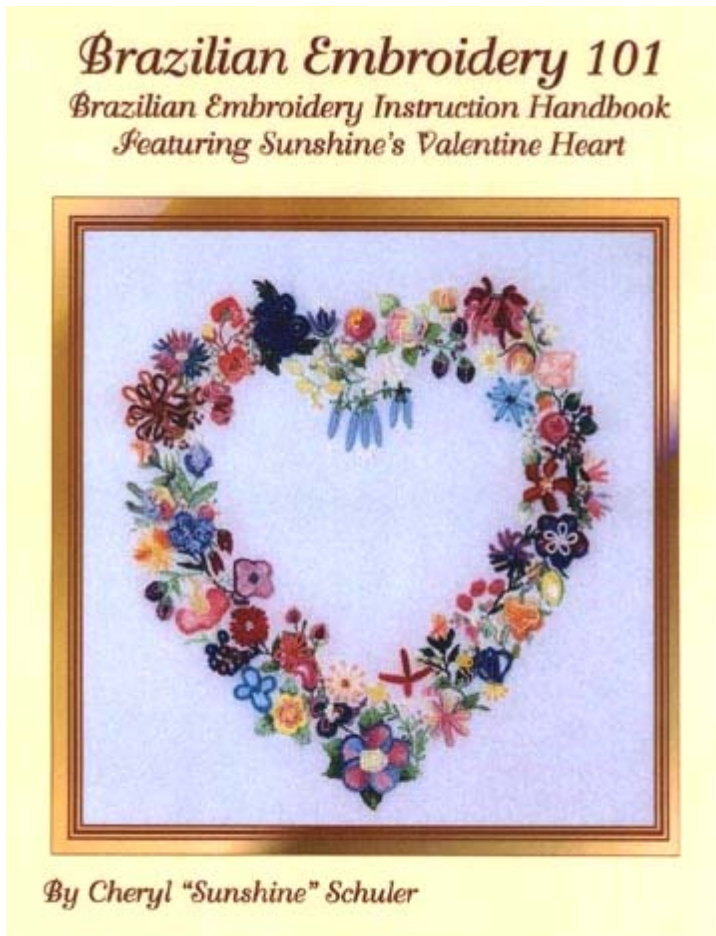
AND 22 traceable designs for you to stitch into a quilt, small pictures, satin box tops or onto your clothing.

100 Spiral Bound pages

**Sunshine's Treasures, Book 1 BK-S133**

ST1	"Creepy" The Creeping Flower	ST12	Mini Camellia
ST2	"Chris" The Cross Needle Hydrangea	ST 13	Forget-Me-Knots
ST3	"Daisy" The Lazy Daisy	ST 14	Strawberry & Thistle
ST4	"Gerry" The Gerone Daisy	ST15	Ruth's Camellia
ST 5	"Rosie" The Rolled Rose	ST16	Colorado Columbine
ST6	"Peachy" The Peach Blossom	ST17	Dazzler
ST 7	"Bessie" The Bossa Nova Rose	ST18	Old French Rose
ST8	"Cleo" The Cast-On Flower	ST19	Double Columbine
ST 9	"Vi" The Japanese Violet	ST20	Orchid
ST10	"Posies"	ST21	Daffodil
ST11	The Birdhouse	ST22	Wild Rose





*Brazilian Embroidery 101*

*Brazilian Embroidery  
 Instruction Manual  
 Featuring Sunshine's Heart*

## Sunshine's Newest Instructional Book!

**Brazilian Embroidery 101 is a step-by-step manual for learning and teaching Brazilian Embroidery.**

**The instruction manual strives to provide the beginner and even the more experienced stitcher with the ultimate step-by-step reference for the most-used beginning, intermediate and advanced Brazilian Embroidery stitch techniques. Included are leaf techniques and ideas. "Helpful hints" have been added along the way to guide you through your stitching.**

Providing you with over fifty gorgeous flowers and a buzzy bumblebee to help you learn the Brazilian Dimensional Embroidery techniques. Instructions for all of the flowers featured on the cover can be found inside. Also included are some buds and filler flowers that you can add to enhance your stitching. The flower instructions are arranged from beginner stitches progressively on to the next step; each flower building on what you learned from the one before.

**Large graphics have been provided to help those who learn better with pictures. Although the directions are "Brazilian Embroidery" and are written for using "Z" twist rayon threads, other threads can be used for a dimensional masterpiece.**

**The Sunshine's Valentine Heart on the cover was developed to provide you with an embroidery design that all stitchers will enjoy completing. The heart has an 8½" X 9" stitching area. The suggested mat opening size: 11" x 17". The fabric that you need should be about 15" x 20". 126 Spiral Bound pages  
 BK-BE101**



## "In the Beginning"

### Brazilian Embroidery Flower Instructions by Sunshine

Color directions for the 12 beginning flowers written by Sunshine. This booklet is set up in a teaching "lesson" format. These directions can be used for all of these JDR designs: 149, 201, 305, 308, 316, 317, 320, 321, 322, 323, 324, 327, 337, 338, 339, 340, 369, 500, and 501. The added color pictures help with understanding the stitch techniques.



### "In The Beginning" Flower Instructions by Sunshine

20 page booklet of color directions for the 12 beginning flowers written by Sunshine. This takes you beyond the book by Ria Ferrell. This is set up in a teaching "lesson" format.

The color pictures help with understanding the stitch techniques.

**BK-I101 In The Beginning**



## *Sunshine's Fantasy World*

*Butterflies, Bugs, Bouquets and Critters  
Brazilian Three Dimensional Embroidery*



*By Cheryl "Sunshine" Schuler*

### *Sunshine Says "Lets have fun"*

127 COLOR pages - Spiral bound

136+ Traceable Designs

Directions and traceable drawings for front & back covers.

60+ Flower Directions

28+ Stitch Reviews

Many Floral Arrangements,

Butterflies and more Butterflies, Tropical Birds, Dragonflies, Bumble Bees, Bugs, Creepy Crawlies, Lady Bugs, Sea Creatures, Birds, Caterpillars and more fun things to stitch onto a garment, quilt block or make a wall hanging, a picture or a cushion!

Liven up your clothing with a dimensional butterfly or maybe some ladybugs. Embellish your crazy quilt with all kinds of creepy crawly animals or something that soars through the sky. Make small patches of flowers and critters for an embroidered quilt or pillow. The uses for these fanciful critters and flowers are endless.

Traceable floral arrangements are added to give the critters places to go. Also added is the directions of several flowers that work well with any of the critters.



The cover picture is “Sunshine’s Fantasy World”. The traceable pattern and directions are included for this fantasy floral tree.

The first area of the book follows along and explains each of the sections in the pattern “Critters” JDR 133 (shown on the back cover). These separate sections can be drawn onto clothing or quilt squares. Directions on how to place the Brazilian Dimensional stitches for each picture are included.



I have provided traceable diagrams that you can draw onto your own fabric for each of the critters, flower arrangements or flowers. This book is a compilation of several Critters found in the JDR-Brazilian Elegance designs with some new creatures added.

This book is not meant to teach you Brazilian Embroidery. If you need further help with the actual stitch techniques, you can find them in my book “Brazilian Embroidery 101” and in the book “Sunshine’s Treasures, Book 1”. You will find “refresher” stitch directions in the back of the book.

# Sunshine’s Fantasy World

## Three Dimensional Embroidery

- All Color Pictures
- 136+ Traceable Designs
- Directions and Traceable drawings for front & covers
- 60+ Flower Directions
- 28+ Stitch Reviews
- Butterflies and more Butterflies
- Tropical Birds
- Dragonflies
- Bumble Bees
- Bugs
- Creepy Crawly
- Lady Bugs
- Sea Creatures
- Birds
- Caterpillars and more!



Other Books Available

ISBN 978-0-9721428-3-5



For more see our on-line catalog at [www.jdr-be.com](http://www.jdr-be.com)

Annie's Keepers A new solution for storage of your threads.



This is what the actual Annie's thread keeper looks like

The thread keepers can be put onto a 5" ring for project usage

This is the Annie's thread keepers on storage slides stored in a Sterilite ShowOff1896

One Sterilite container can hold 23 slides. That means you can have 345 different colors in the one box! This system is lighter weight and easier to transport. I find that I can put two skeins of Nova on one keeper.

The container that I have my Annie's Thread Keepers in is a Sterilite Show Off 1896 that holds hanging file folders. Dimensions: 14 1/4"L x 9.5"W x 12 1/4"H. These boxes can be found at Wal-Mart or Target. These are great for taking to stitching groups or just to store your threads.

The top view of the storage slides. There are labels included that you can mark the tops of each slide by color or by #. Each slide holds 15 thread keepers



Storage Slides (for using in a hanging file folder fashion)



Project Slides

**N6381 Annie's Thread Keepers Starter Pack** Annie's Thread Keepers Starter Pac includes 50 Annie's Thread Keepers with labels, four Project Slides, and a 3" ring.

**N6383 Annie's Thread Keepers - 100 with labels** Package includes 100 Thread Keepers with labels

**N6385 Annie's Thread Keepers - 300 with labels** Package includes 300 Thread Keepers with labels

**N6386 Annie's Thread Keepers - 4 Project Slides** Package includes 4 Project Slides

**N6389 Annie's Needle Keeper with 25 strips** Needle Keeper plus 25 double-sided strips

**N6389A 25 Extra Strips for Annie's Needle Keeper** 25 extra double-sided paper strips for Needle Keeper

**N6390 Annie's Thread Keepers - 10 Storage Slides with Hooks**

**N6391 Annie's Thread Keepers Storage Pack** Storage Pack includes 300 Annie's Thread Keepers with labels and 20 Storage Slides with hooks.

Distributed by JDR-BE for Annie's Keepers